

T. E. SEM IV (CBSSGS) ETR x.

May 2016.

Microcontrollers + Application.

QP Code : 31131

(3 Hours)

Total Marks: 80

- N.B. 1) Question **number 1** is compulsory.
2) Attempt **any three** from remaining five questions.
3) Assume suitable data wherever necessary.
4) Figure to **the right** indicates full marks.

Q1. Attempt any four from the following.

(20)

- Explain the difference between RET and RETI instructions as implemented in 8051 architecture.
- What is the maximum address range of conditional jump instructions for 8051 architecture and justify the reason for the same.
- Illustrate the circuit representation for interfacing single LED and relay to the port pins of 8051 architecture based processor.
- Explain pipelining feature in ARM7TDMI architecture. Justify advantages and disadvantages.
- Explain the significance of letters and numbers in – 'ARM7TDMI'.
- Explain the bit orientations of CPSR register for ARM7TDMI architecture.

Q2a) Write a note on the various modes of operation of ARM7TDMI based processor.

(10)

b) Explain the following 8051 architecture based instructions:

- a) MOV C,0X10 b) MUL AB c) MOVC A, A+@0x2000 d) INC 0X45
e) ANL A,@R0

(10)

Q3 a) With a neat circuit representation illustrate interfacing of a typical 8-bit DAC to 8051 architecture based processor. Using DAC write a program in 8051 assembly to generate a triangular wave.

(12)

b) Explain the programmer's model (register structure) in ARM7TDMI architecture.

(08)

Q4a) Explain the various addressing modes with suitable examples available in 8051-architecture.

(10)

b) Using internal timers write a program in 8051 assembly to generate a square wave of 10kHz frequency and 50% duty cycle on port pin P1.0.

(10)

[TURN OVER

TE

— 2 —

QP Code : 31131

Q5)a) Explain the following ARM7TDMI architecture based instructions as well as their implications. (10)

a) BL Square b) ADD R0, R1, R2, LSL#3 c) MOVEQS R1,R0 d) LDR R8, [R3, #4]
e) STR R2, [R1, #0x100]

b) Write a brief note on the process of interrupts and their mechanism of acknowledgement in 8051 – architecture. (10)

Q6) Write brief notes on.

- a) ARM7TDMI thumb mode of operation. (07)
- b) Interfacing stepper/continuous motor to 8051 based microcontroller. (07)
- c) Serial port and modes of operation in 8051 architecture. (06)

— 2 —

FW-Con.10936-16.

MUPD16615 VIVEKANAND EDUCATION SOCIETY'S INSTITUTE OF TECHNOLOGY 5/23/2016 2:04:02 PM MUPD16615 VIVEKANAND

QP Code : 31088

(3 Hours)

[Total Marks : 80

- N. B. : (1) Question No. 1 is compulsory.
(2) Solve any three out of remaining questions.
(3) Assume suitable data if necessary.

1. (a) Explain behaviour of op-amp in linear and saturation region with neat graphs. 20
(b) Explain non-inverting comparator with suitable example.
(c) State various methods to achieve analog to digital conversion.
(d) Explain 78XX series voltage regulator.
(e) Implement $y = 3v_a - 5v_b + 7v_c$ using op-amp, where y is output and v_a, v_b & v_c are inputs.
2. (a) Derive expression for voltage gain of inverting amplifier and hence design the same for voltage gain = 20. 10
(b) Design a 2nd order KRC low pass filter with a cutoff frequency $f_o = 1$ KHz and $Q = 5$. 10
3. (a) Draw the circuit diagram of an inverting type schmitt trigger circuit. Design such a circuit to meet $UTP = +2.5$ V & $LTP = -1$ V. Assume $\pm v_{sat} = \pm 12$ V, for an input of $8\sin\omega t$, plot the graph of v_o and v_{in} . 10
(b) Explain working of Wien bridge oscillator and hence design for $f_o = 5$ KHz. 10
4. (a) Explain R/2R ladder type DAC 10
(b) Design Mono stable multivibrator using IC 555 to generate output delay of 10 msec. 10
5. (a) Design voltage regulator using IC 723 for $V_o = 10$ V and $I_L = 200$ mA. 10
(b) Explain internal diagram of power amplifier LM 380 10
6. Write short notes on :- 20
 - (a) Sample and Hold circuit
 - (b) V-I converter
 - (c) Applications of IC 555
 - (d) Switching mode voltage regulator

QP Code : 31046

(3 Hours)

[Total Marks : 80

- N. B. :** (1) Question no 1 is compulsory.
 (2) Solve any **three** from Question no 2 to Question no 6.
 (3) Assume suitable data if required.
 (4) **Right** figures indicate the **marks**.

1. Attempt any four :-

20

- (a) Point charges $Q_2 = 300 \mu\text{C}$ located at $(2, -1, -3)$ m experiences a force

$$\vec{F}_2 = 8\vec{a}_x - 8\vec{a}_y + 4\vec{a}_z \text{ N. due to point charge } Q_1 \text{ at } (3, -4, -2) \text{ m.}$$

Determine Q_1

- (b) The height of a monopole antenna is $\lambda/100$. What is radiation resistance of antenna
 (c) State and explain Biot-Savart's law
 (d) Find out the divergence and curl of the following function

$$\vec{F} = 2x^2y\vec{a}_x + x^2z\vec{a}_y + yz^3\vec{a}_z$$

 (e) Explain what do you mean by skin depth for lossy media with respect to signal passing through lossy media.

2. (a) Derive Maxwells integral and point form of equations for static fields 10
 (b) Find electric field intensity E due to an infinite surface charge. 10
3. (a) Define the polarization of wave. Explain different types of polarization 10
 (b) Derive boundary conditions for electric and magnetic fields at the boundary of two dielectric media 10
4. (a) Explain in detail FDM method also state advantage and drawback of it. 10
 (b) State Poynting theorem and derive the average poynting vector. 10
5. (a) Explain the significance of the term 'effective area of an antenna'. Derive the relationship between effective area and directivity of any antenna 10
 (b) Explain the principle modes of operation of helical antenna and draw its radiation pattern 10
6. (a) Classify and explain different types of wave propagation. 20
 (b) Explain folded dipole antenna and its applications
 (c) Explain following terms critical frequency, virtual height, maximum usable frequency

(3 Hours)

[Total Marks : 80

- N.B.:** (1) Question No.1 is compulsory.
 (2) Attempt any Three out of remaining Five questions.
 (3) Assume suitable data wherever necessary.
 (4) Answer's should be in serial order.

1. (a) Check for periodicity of the following signals. Also find the new period. 20

$$(i) \quad x(t) = 3 \cos(15\pi t) + 4 \cos\left(35\pi t - \frac{\pi}{4}\right) + 8 \sin(55\pi t)$$

$$(ii) \quad x(n) = 3 \cos^2\left(\frac{\pi}{6}n\right) + 2 \cos^2\left(\frac{\pi}{4}n\right)$$

(b) Determine whether the given signal is energy or power signal. Hence obtain its energy power accordingly.

$$(i) \quad x(t) = 4 \sin t \quad -\infty < t < \infty$$

$$(ii) \quad x(n) = \left(\frac{3}{7}\right)^n u(n)$$

(c) Plot $x(t) = u(t) - r(t) + r(t-1)$. Hence plot its even and odd parts also.

(d) Prove time shifting property of Z - transform.

(e) Check for Dynamicity, Linearity, Time variance, causality of the system.

$$(i) \quad y(t) = t x(t) + x(t-1)$$

$$(ii) \quad y(n) = 3x(-n) + 4.$$

2. (a) Obtain inverse Z - transform for all possible ROC's. Also comment on Causality and Stability in each case. 10

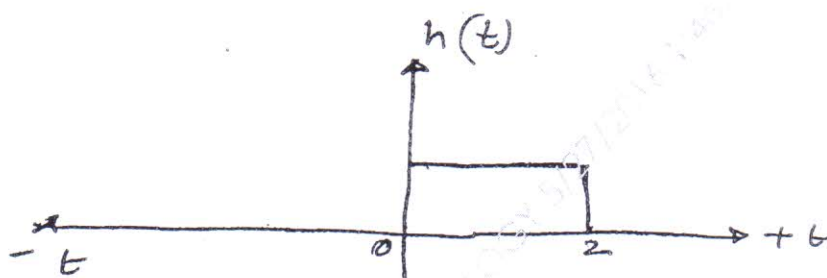
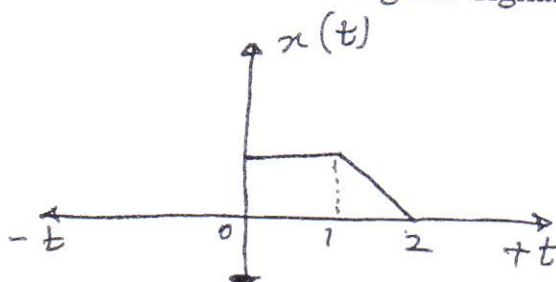
$$H(z) = \frac{z(3z-7)}{\left(z-\frac{1}{4}\right)(z+2)}$$

(b) State and prove Time Shifting and Convolution property of Continuous Time Fourier Transform. 10

TURN OVER

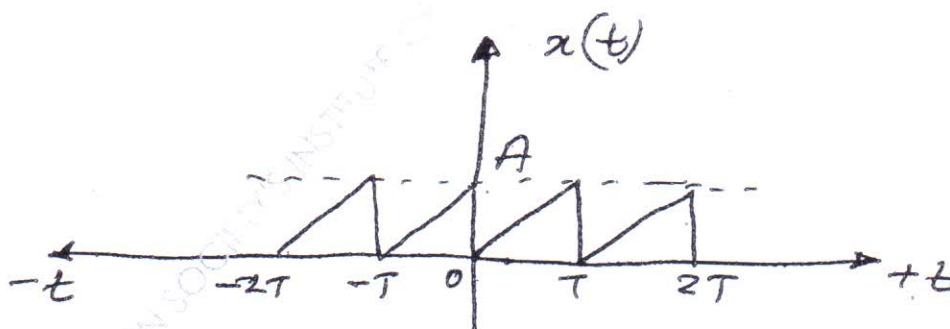
3. (a) Obtain graphical convolution of following two signals.

10



- (b) Obtain exponential Fourier series of the following signal.

10



4. (a) Determine $h(t)$ for all possible ROC's.

10

$$\text{If T. F.} = H(s) = \frac{2s + 7}{(s+2)(s-3)}$$

Also comment on Causality and Stability of the system for each case.

(b) A causal DT LTI system is described as

$$y(n) = 3y(n-2) + 4y(n-1) + x(n)$$

Obtain : (1) T.F. of system

(2) Obtain step response

(3) Obtain response if input $x(n) = \left(\frac{1}{2}\right)^n u(n)$

(4) Also plot pole's and zeros of the T.F. and comment on causality and stability.

10

5. (a) Determine Impulse response and step response of a CT LTI system.

10

$$\frac{d^2 y(t)}{dt^2} + \frac{7dy(t)}{dt} + 12y(t) = x(t)$$

(b) Obtain auto-correlation of following signals

10

(i) $x(t) = 3e^{-2t} u(t)$

(ii) $x(n) = \left(\frac{3}{4}\right)^n u(n)$

6. (a) Obtain DT Fourier Transform of following signal $h(n) = [2 \ 1 \ 2]$ plot its magnitude and phase spectrum.

10

(b) Obtain :

10

(i) Z - transform of

$$x(n) = n\left(\frac{3}{4}\right)^n u(n) + u(n-1)$$

(ii) Laplace transform of

$$x(t) = t.e^{-3t} u(t) + t u(t-1)$$

Use properties of transform only.

(03 hours)

QP Code: 31216

[Total marks : 80

- N.B. : 1) Question no. 1 is compulsory
 2) Attempt **any three** questions out of the remaining five questions
 3) Assume suitable data if required, stating them clearly.

Q.1 Answer the following questions: (any four)

(20)

- (a) What is a random variable? Explain the moments of a random variable viz. Mean and Variance.
- (b) Why is MSK signal called as "shaped QPSK" signal? Justify with expressions and Waveforms.
- (c) Discuss source coding and channel coding in brief with example.
- (d) The binary data 1101101101 is applied to the input of duo-binary system with a pre-coder. Construct duo-binary coder with the corresponding output.
- (e) State and explain Shannon-Hartley theorem.

Q.2 (a) Show that for an input signal which is a sequence of rectangular positive and negative pulses, the integrator is the matched filter. Bring out properties of matched filter. (10)

- (b) With the help of neat block diagram and waveform, explain how a message is transmitted in BFSK? What type of receiver is used for BFSK reception? Explain its working. (10)

Q.3 (a) A discrete memory less source has an alphabet of five symbols with the probabilities-

Symbol	S1	S2	S3	S4	S5
Probability	0.30	0.20	0.16	0.10	0.15

- (i) Construct Huffman code, find entropy and average length of the code.
- (ii) Calculate code efficiency and the redundancy of the code. (8)
- (b) For $K=3$, code rate $=1/3$, of a Convolution Code encoder with generator Vectors given as $g1=[101]$, $g2=[110]$ and $g3=[111]$, draw the encoder diagram.
- (i) draw its State diagram and Code tree.
- (ii) Use the Code tree to find the codeword for the msg 1011. (12)

P.T.O

(2)

Q.P. Code : 31216

Q.4 (a) With reference to 8-PSK, explain the following:

- (i) transmitter and receiver with a neat block diagram along with mathematical expression for transmitted signal
- (ii) sketch its PSD indicating the bandwidth
- (iii) draw its constellation diagram and find its Euclidian distance (5+3+2)

(b) Design a Feedback shift register encoder for a (8,4) cyclic code with generator Polynomial $g(x) = (1 + x + x^2 + x^3)$.

- (i) Find the codeword for the msg 1001, By tracing the path through the encoder.
- (ii) draw the syndrome calculator for the same and find the syndrome if the received codeword is 1101110 (5+5)

Q.5 (a) What is ISI ? How is it caused? Discuss the remedies to overcome ISI. state the Nyquist's Condition for zero ISI (Distortion less transmission) (10)

(b) Explain Direct sequence spread spectrum system and Define anti-jamming characteristics of spread spectrum system.

If the direct sequence spread spectrum system has the following parameters.:

Data sequence bit duration $T_b = 6.125$ ms

PN chip duration $T_c = 1.5$ microseconds

The probability of error is less than 10^{-5} ($E_b/N_0 = 10$)

Then calculate Processing gain and Jamming margin. (5+5)

Q.6 (a) Draw the signal constellation diagram for 16-ary QASK (with $d=2a$) and for 16-PSK System. determine the Euclidian distance for the both systems and Compare. Which of them has better noise immunity? (10)

(b) write short notes on : any two (10)

- (i) Central Limit theorem
- (ii) Shannon-Fano coding with an example
- (iii) comparison of Offset QPSK and non-offset QPSK
- (iv) Linear Transversal Equalizer